



# 2012-2013 Dashboard Indicators

# **2012-2013 Dashboard Indicators**

## **Council on Social Work Education**

The annual *Dashboard Indicators* provides a snapshot of the Council on Social Work Education (CSWE) at the end of the fiscal year, July 1, 2012 to June 30, 2013. The following charts and tables show key indicators in the areas of social work programs, membership, professional development, and centers and initiatives.

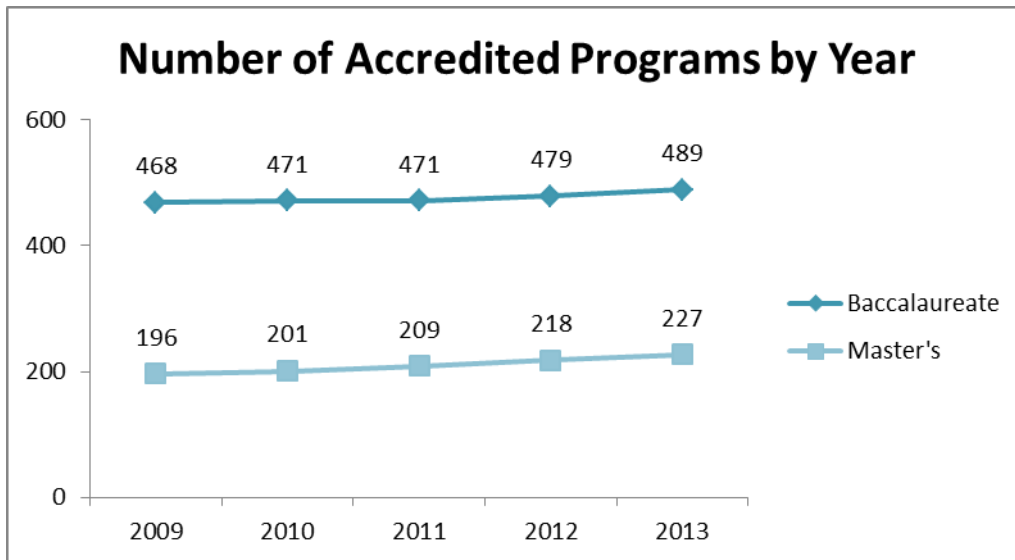
<b>Social Work Programs</b>	3
<b>Membership</b>	10
<b>Professional Development</b>	12
<b>Communication</b>	14
<b>National Center for Gerontological Social Work Education (Gero-Ed Center)</b>	16
<b>International Social Work Degree Recognition and Evaluation Services (ISWDRES)</b>	17
<b>Minority Fellowship Program (MFP)</b>	19

## Social Work Programs – Accredited Programs

Number of Accredited Social Work Programs  
by CSWE Region and State/Territory as of June 30, 2013

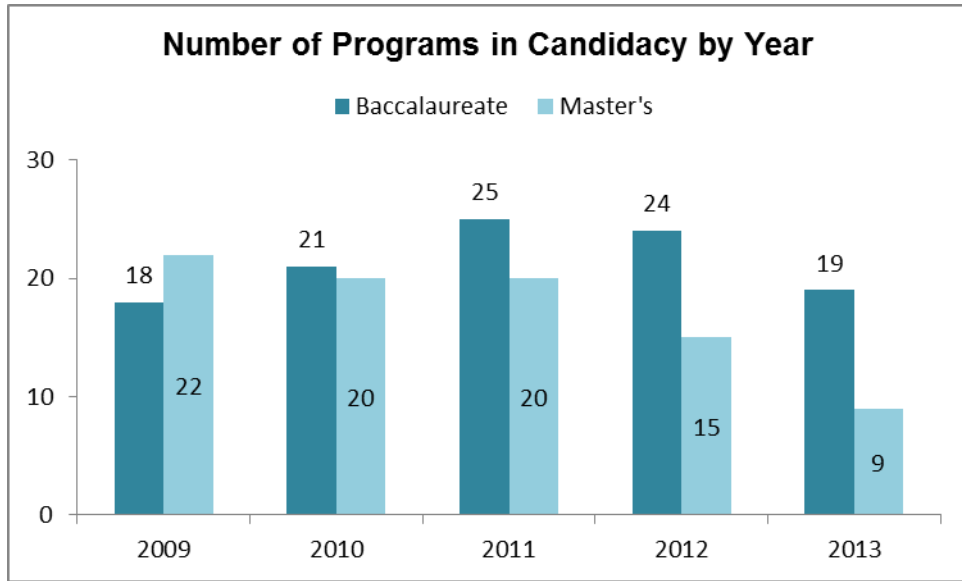
CSWE Region and State/Territory	Baccalaureate Programs	Master's Programs	CSWE Region and State/Territory	Baccalaureate Programs	Master's Programs
<b>New England</b>	<b>27</b>	<b>17</b>	<b>South Central</b>	<b>53</b>	<b>24</b>
Connecticut	6	2	Arkansas	8	3
Maine	3	3	Louisiana	7	4
Massachusetts	10	9	New Mexico	4	3
New Hampshire	2	1	Oklahoma	5	1
Rhode Island	3	1	Texas	29	13
Vermont	3	1	<b>Mid-Central</b>	<b>37</b>	<b>14</b>
<b>Northeast</b>	<b>46</b>	<b>23</b>	Iowa	11	3
New Jersey	8	4	Kansas	7	4
New York	31	16	Missouri	13	6
Puerto Rico	7	3	Nebraska	6	1
Virgin Islands	0	0	<b>Rocky Mountains</b>	<b>16</b>	<b>9</b>
<b>Mid-Atlantic</b>	<b>62</b>	<b>23</b>	Colorado	3	2
Delaware	1	1	Montana	2	1
District of Columbia	3	3	North Dakota	3	1
Maryland	8	3	South Dakota	4	1
Pennsylvania	31	11	Utah	3	3
Virginia	12	4	Wyoming	1	1
West Virginia	7	1	<b>West</b>	<b>23</b>	<b>26</b>
<b>Southeast</b>	<b>103</b>	<b>46</b>	Arizona	2	1
Alabama	14	2	California	15	21
Florida	13	10	Guam	1	0
Georgia	8	6	Hawaii	3	2
Kentucky	15	6	Nevada	2	2
Mississippi	10	4	<b>Northwest</b>	<b>18</b>	<b>7</b>
North Carolina	22	11	Alaska	2	1
South Carolina	7	2	Idaho	5	2
Tennessee	14	5	Oregon	5	1
<b>Great Lakes</b>	<b>104</b>	<b>38</b>	Washington	6	3
Illinois	17	13	<b>Total</b>	<b>489</b>	<b>227</b>
Indiana	14	2			
Michigan	22	7			
Minnesota	13	6			
Ohio	25	7			
Wisconsin	13	3			

## Social Work Programs – Accredited Programs



Year	Change Across Years	
	Accredited Baccalaureate Programs	Accredited Master's Programs
2009	+1.3%	+2.6%
2010	+0.6%	+2.6%
2011	0	+4.0%
2012	+1.7%	+4.3%
<b>2013</b>	<b>+2.1%</b>	<b>+4.1%</b>
<b>2009-2013</b>	<b>+4.5%</b>	<b>+15.8%</b>

## Social Work Programs – Programs in Candidacy

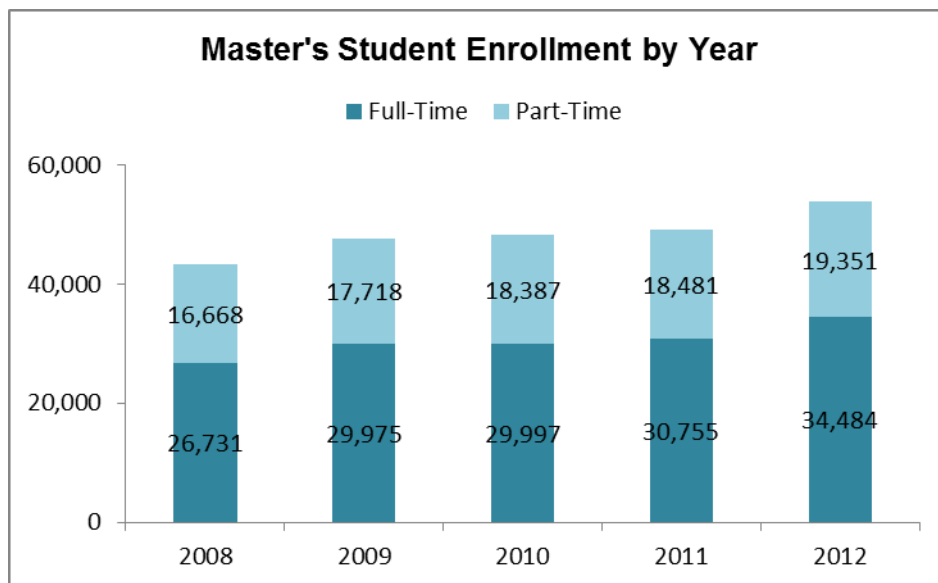
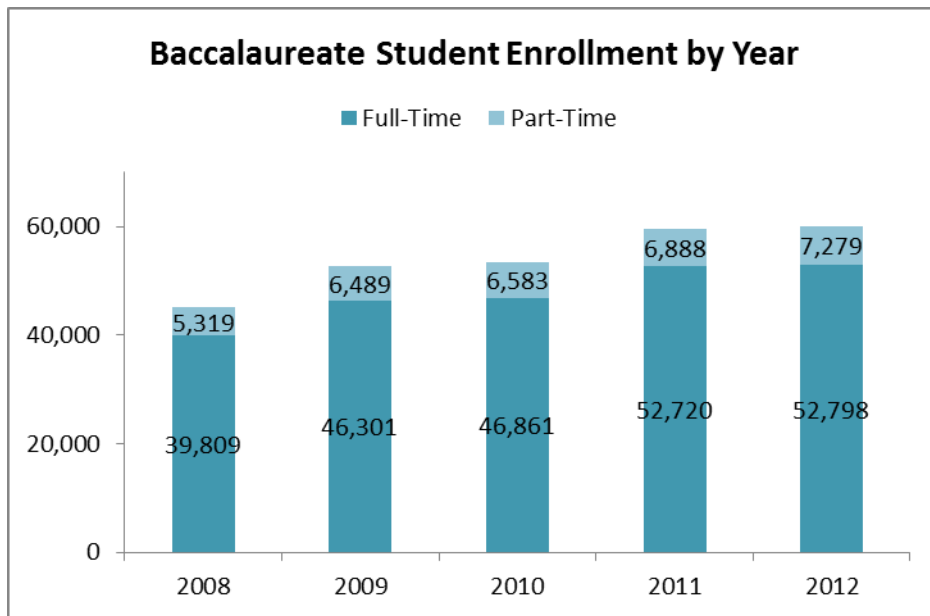


Program Level	Mean Number of Programs in Candidacy, 2009-2013
Baccalaureate	21.4
Master's	17.2


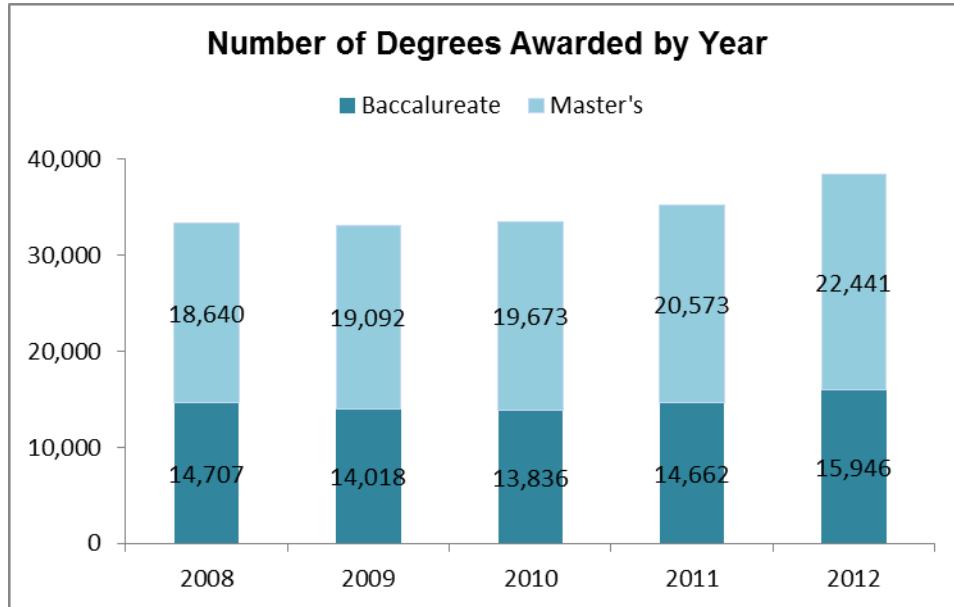
## Highlights from the 2012 Annual Survey – Student Enrollment as of Fall Term of the Academic Year

**Participation in the 2012 Annual Survey by Survey Instrument**

Survey Instrument	Number Invited	Number Participated	Participation Rate (%)
Baccalaureate Programs	482	467	96.9
Master's Programs	219	215	98.2
Doctoral Programs	73	62	84.9
Faculty	540	468	86.7



## Highlights From the 2012 Annual Survey – Degrees Awarded as of Spring Term of the Academic Year, and Graduate Loan Debt



## Highlights From the 2012 Annual Survey – Social Work Faculty

### Academic Rank of Full-Time and Part-Time Faculty

Academic Rank	Full-Time		Part-Time	
	Number	%	Number	%
Professor	1,022	20.3	39	0.7
Associate Professor	1,328	26.4	67	1.1
Assistant Professor	1,348	26.8	121	2.1
Instructor	345	6.9	870	14.8
Lecturer	287	5.7	1,375	23.3
Clinical Appointment	381	7.6	62	1.1
Emeritus	9	0.2	40	0.7
Adjunct	17	0.3	2,673	45.3
Field Instructor	66	1.3	227	3.8
Other	168	3.3	156	2.6
None	--	--	12	0.2
Unknown	60	1.2	256	4.3
Total	5,031		5,898	
Programs Reporting	468		397	

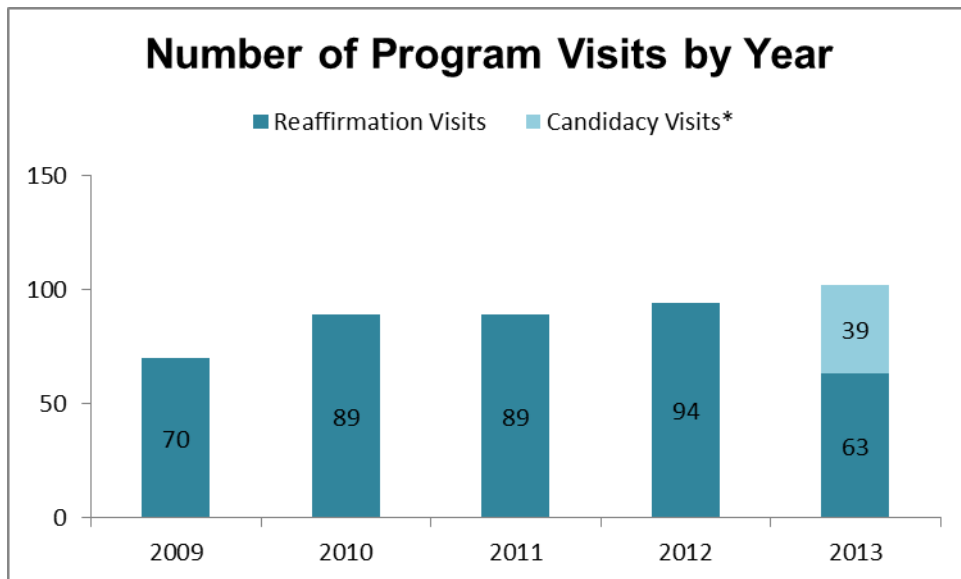
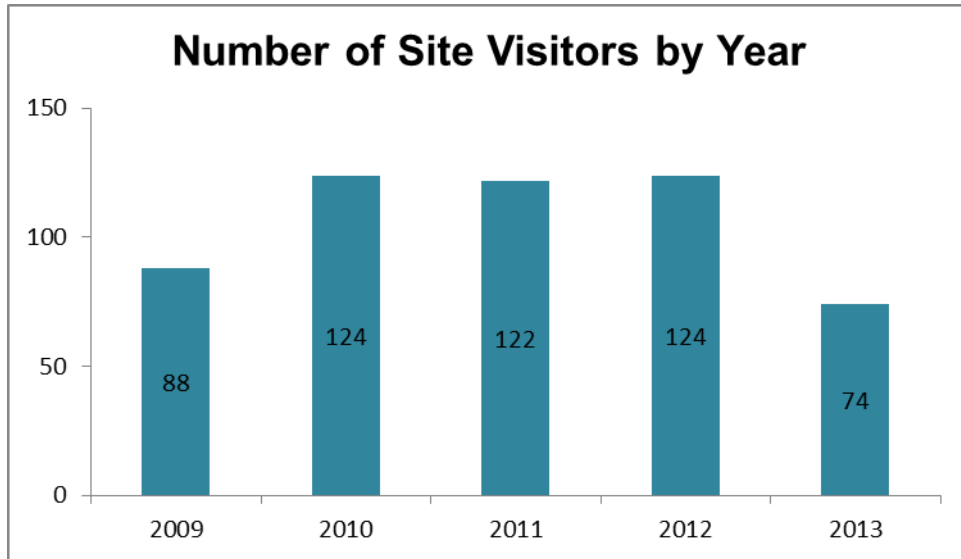
### Administrative Title of Full-Time Faculty

Administrative Title	Number	%
Dean	68	4.0
Director	159	9.2
Chairperson	210	12.2
<b>Program Directors</b>		
Director of Doctoral Program	59	3.4
Director of Master's Program	158	9.2
Director of Baccalaureate Program	299	17.4
<b>Other Dean or Director Positions</b>		
Associate Dean or Director	109	6.3
Assistant Dean or Director	33	1.9
Director of Research/Research Administrator	22	1.3
Director of Continuing Education or Work Study	18	1.0
Director of Admissions or Minority Recruitment	25	1.5
<b>Field Education</b>		
Director of Field Instruction	396	23.0
Associate/Assistant Director of Field Instruction	67	3.9
<b>Other Titles</b>	96	5.6
Total	1,719	
Programs Reporting	468	



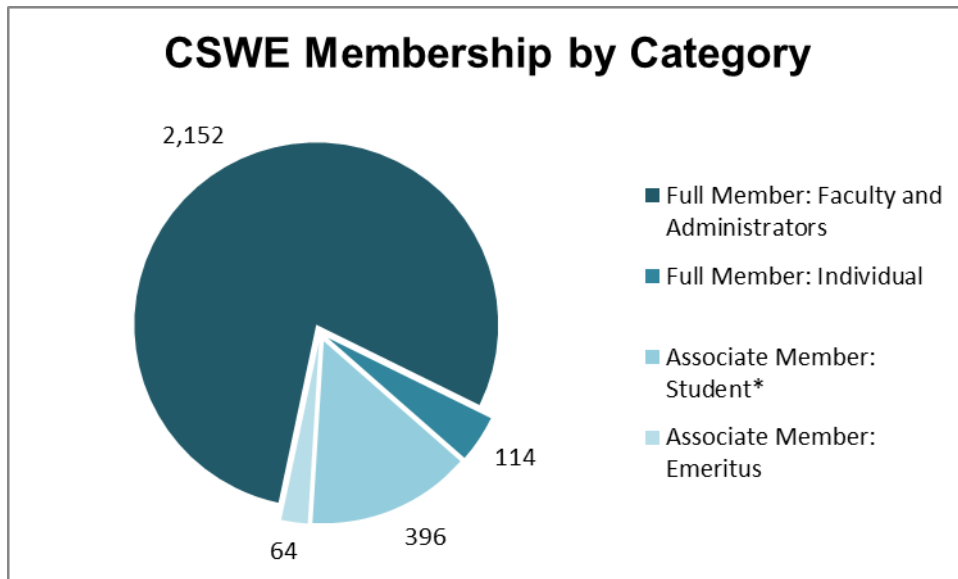
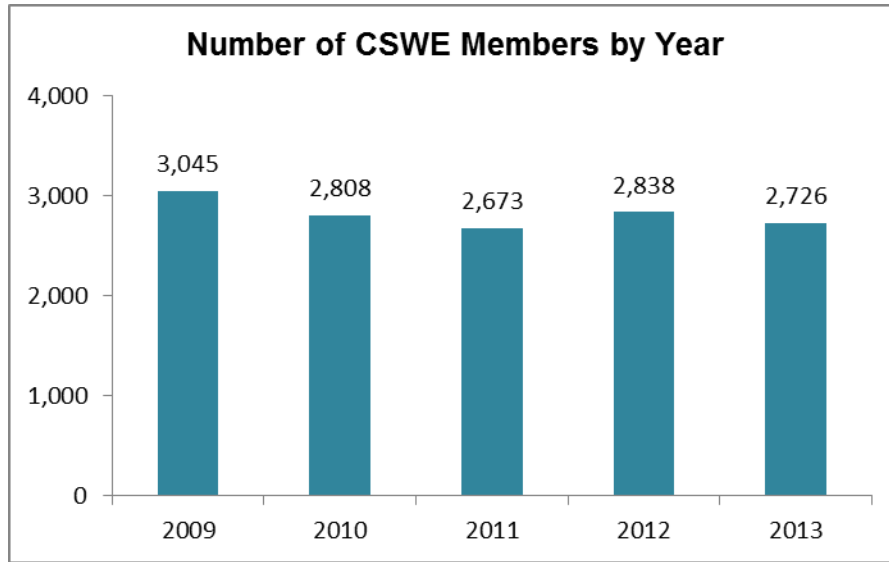
## Accreditation – Reaffirmation and Candidacy

Since the implementation of the revised site visit protocol, many programs now receive a single site visitor. However, some larger programs, especially co-located programs, still receive a team of at least two visitors. This accounts for the difference (but not large difference) between the figures in the first and second chart.



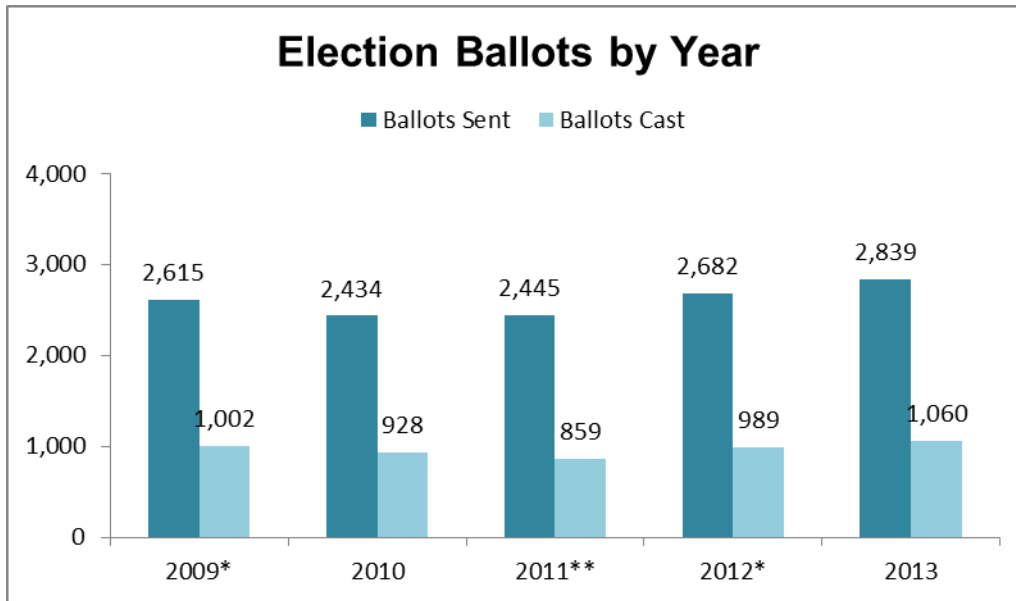
\*Reporting of candidacy visits begins with the 2012-2013 Dashboard report.

## CSWE Membership by Category (as of July 1, 2013)



\*Student members include undergraduate/graduate and doctoral students

## CSWE Membership – Elections



\*Election year for CSWE Chair-Elect (previously President-elect).

\*\*Due to bylaw changes, only NNC members were on the ballot.

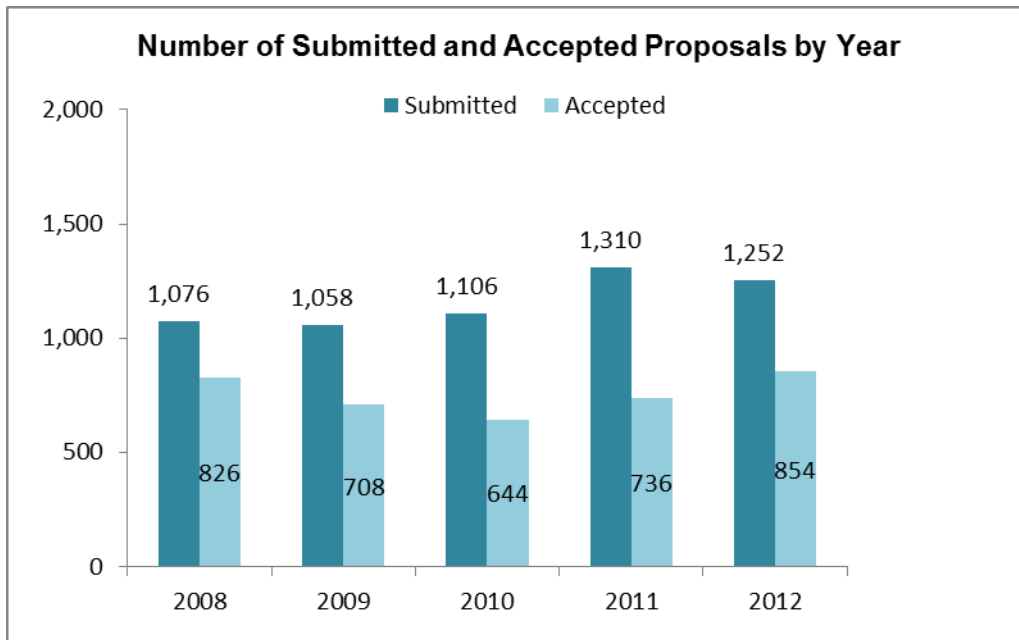
Ballots Cast by Year		
Year	Return Rate (%)	Change From Previous Year (%)
2009	38.3	+4.3
2010	38.1	-7.4
2011	35.1	-7.4
2012	36.9	+15.1
<b>2013</b>	<b>37.3</b>	<b>+7.2</b>

2013 CSWE Elections by Member Category			
Category	Ballots Cast	Ballots Sent	Return Rate (%)
Graduate Programs	104	223	46.6
Undergraduate Programs	184	483	38.1
Faculty and Administrators	744	2,025	36.7
Individuals*	28	108	25.9

\*Bylaws vote changed the name of the "Practitioners/Agencies" category to "Individuals."

## Professional Development – Annual Program Meeting (APM)

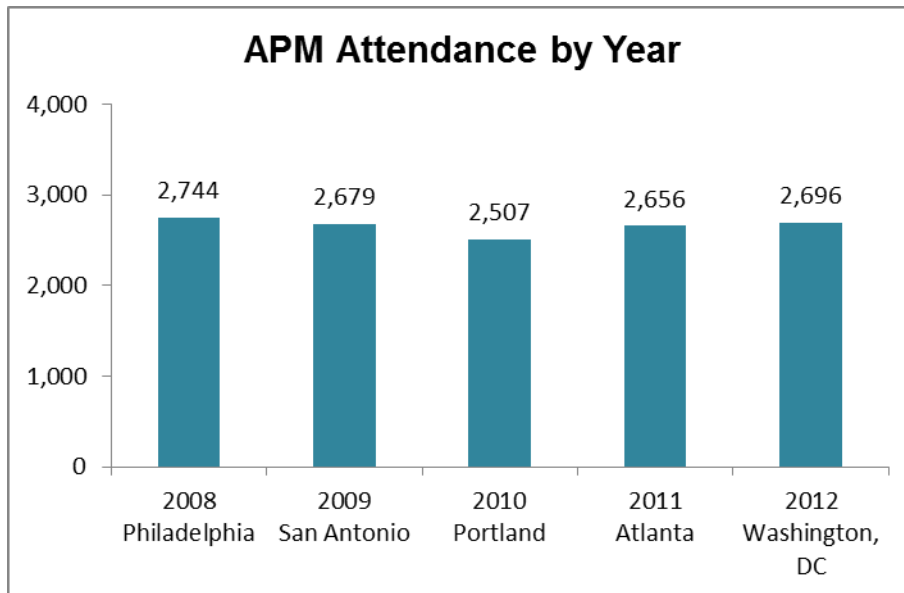
Due to the timing of APM, there is a one-year lag in available data.



**68.2% of 2012 APM proposals were accepted.**

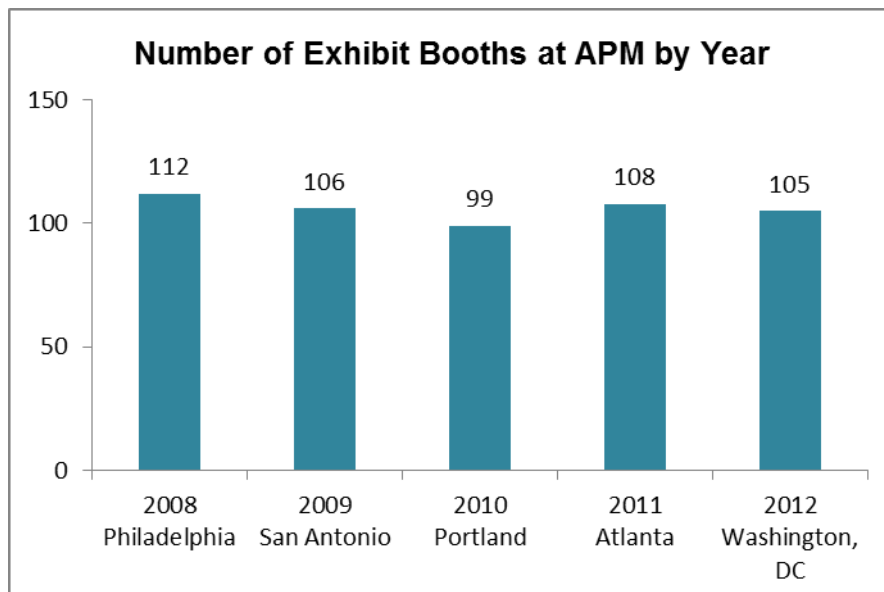
Year	Submitted Proposals: Change From Previous Year
2008	-19.3%
2009	-1.7%
2010	+4.5%
2011	+18.4%
<b>2012</b>	<b>-4.4%</b>

## Professional Development – Annual Program Meeting (APM)



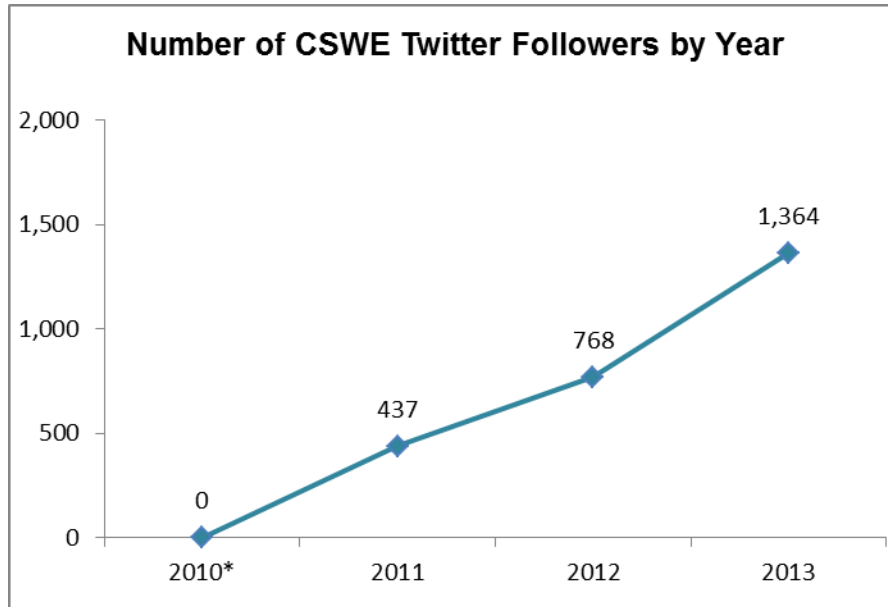
Numbers exclude staff and vendors (i.e., groups that manage the onsite meeting and do not pay registration fees).

Year/Site	APM Attendance: Change From Previous Year
2008, Philadelphia, PA	+3.8%
2009, San Antonio, TX	-2.4%
2010, Portland, OR	-6.4%
2011, Atlanta, GA	+5.9%
<b>2012, Washington, DC</b>	<b>+1.5%</b>

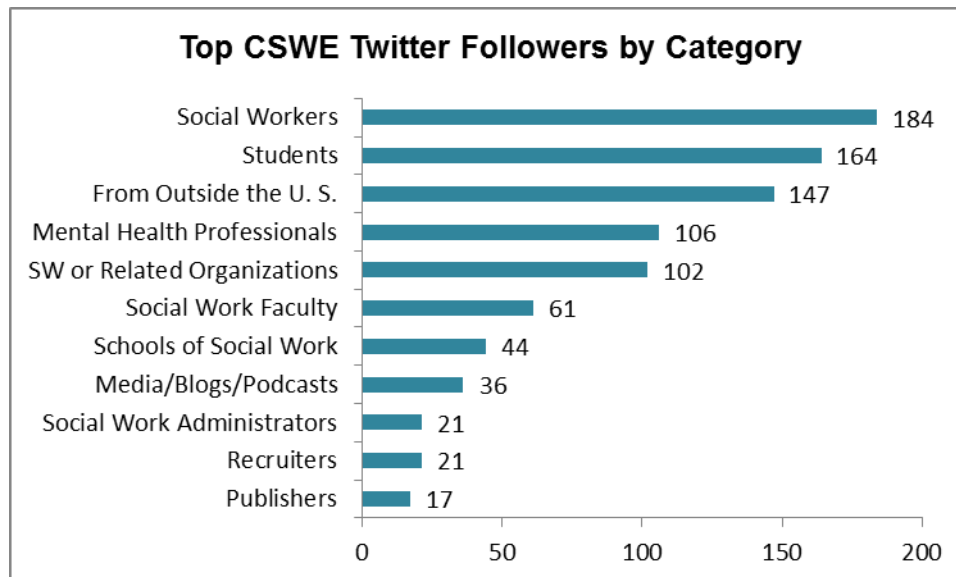


## Communication – CSWE Twitter Account

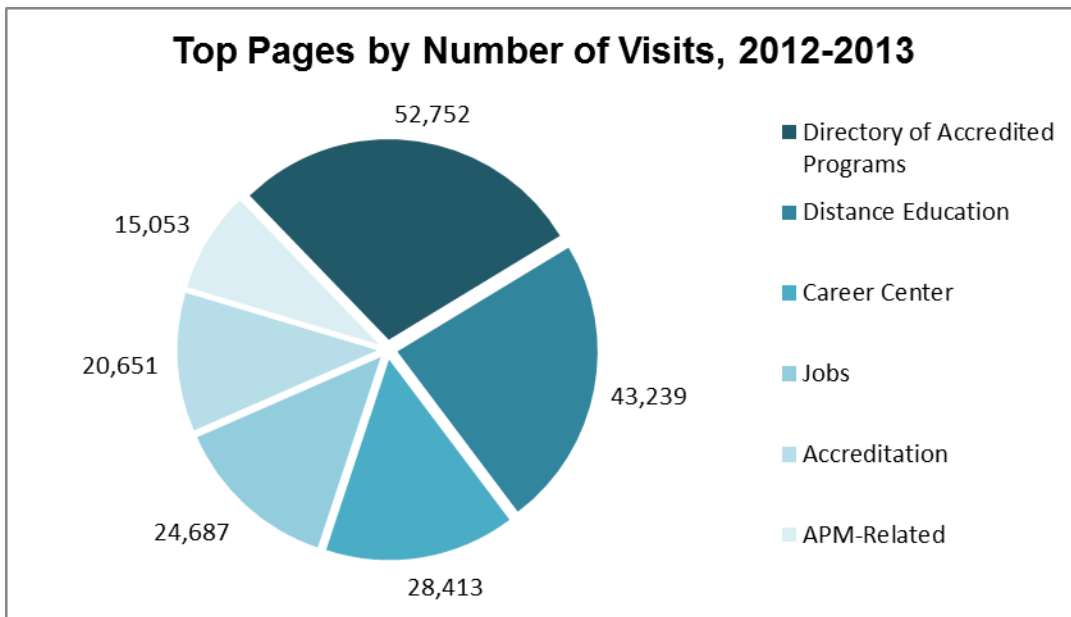
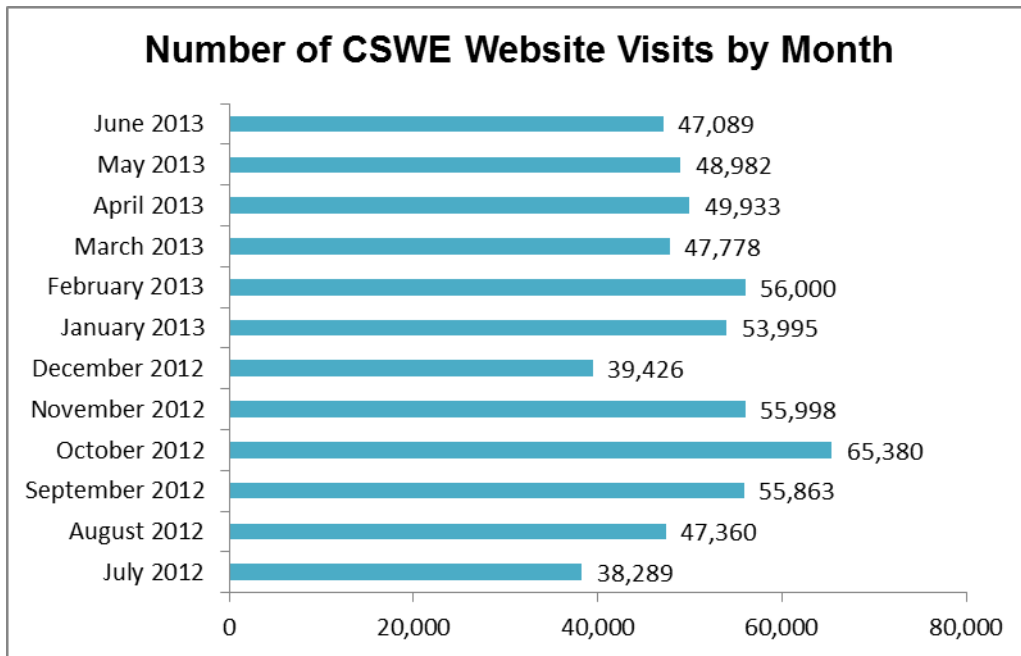
<http://twitter.com/#!/CSocialWorkEd>



\*The CSWE Twitter site was launched in summer 2010.

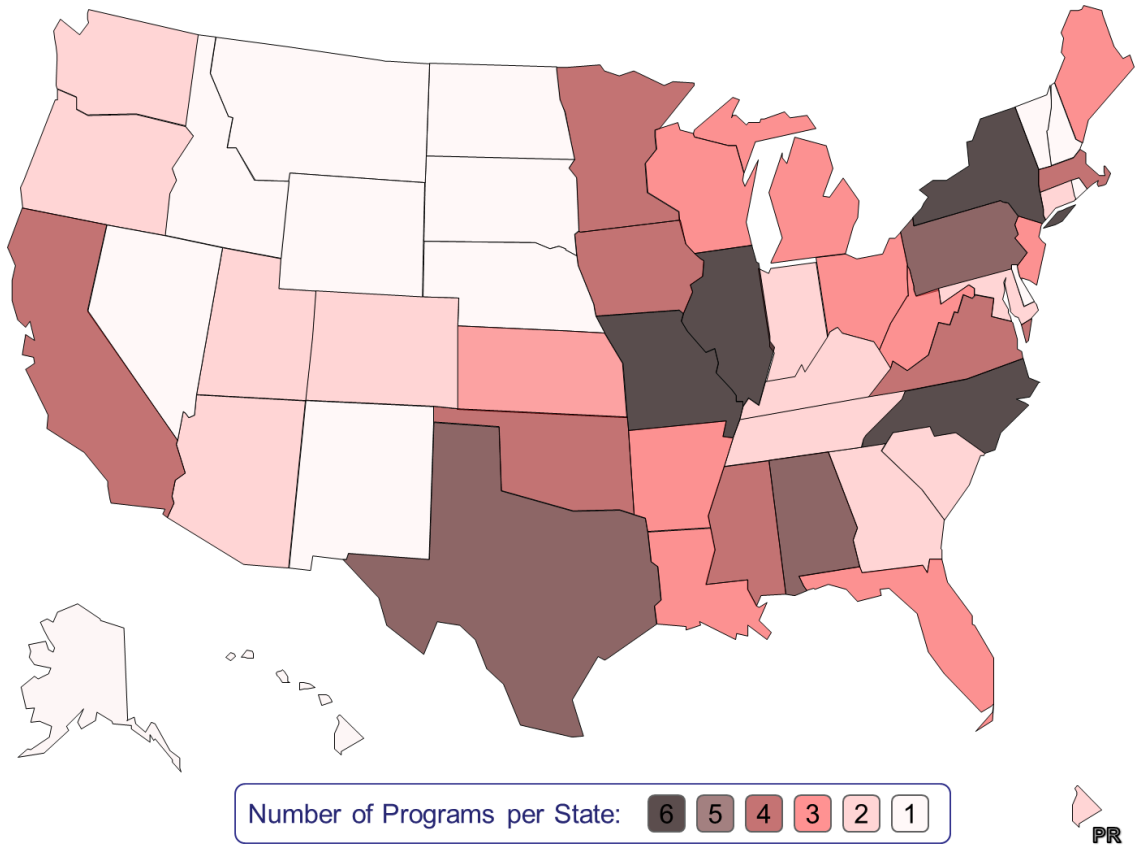


## Communication – CSWE Website



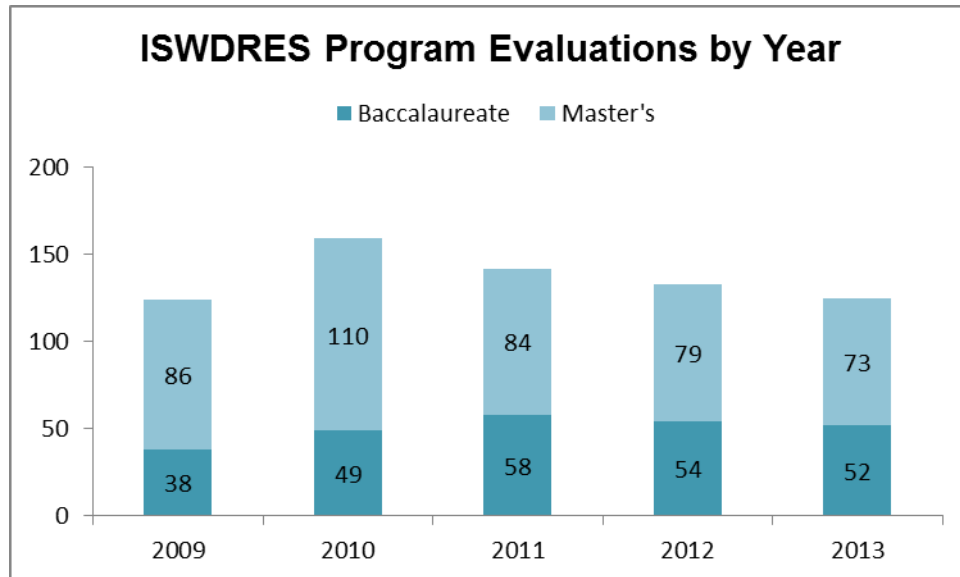
# National Center for Gerontological Social Work Education (Gero-Ed Center)

## Number of Gero-Ed Programs Implemented per State, 2001-2012





## International Social Work Degree Recognition and Evaluation Service (ISWDRES) – Program Evaluations



Year	Change From Previous Year	
	Baccalaureate Programs	Master's Programs
2009	-19.1%	-35.8%
2010	+28.9%	+27.9%
2011	+18.8%	-23.6%
2012	-6.9%	-6.0%
<b>2013</b>	<b>-3.7%</b>	<b>-7.6%</b>

ISWDRES Web Activity, 2012-2013	
Activity	Number
Screening Fees (\$28)	228
Recognition Fees*	
A (\$138)	23
B (\$303)	47
C (\$495)	55
Additional Letter Fees (\$44)	26
<b>Total</b>	<b>379</b>

\*Fees are determined by the country that awarded the applicant's degree.

## ISWDRES – Evaluations by Country

<b>Completed Evaluations by Country, 2012–2013</b>	
Armenia	4
Australia	5
Bahamas	6
Belgium	1
Bosnia & Herzegovina	2
Botswana	1
Brazil	1
Bulgaria	1
Chile	1
China, PRC	5
Colombia	4
Ecuador	1
Egypt	1
Finland	1
France	1
Germany	1
Honduras	1
India	28
Ireland	3
Israel	5
Jamaica	1
Malta	1
Mexico	1
Nigeria	3
Pakistan	1
Philippines	4
Republic of Korea	12
Romania	2
Russia	7
Saudi Arabia	1
Singapore	2
Sweden	2
Switzerland	2
United Kingdom	13
<b>Total</b>	<b>125</b>

## Minority Fellowship Program (MFP) – SAMHSA Clinical Fellows

